



*City of*  
**SANTA CLARITA**  
**PUBLIC LIBRARY**

**STATISTICAL REPORT**  
**Fiscal Year 2017-18**  
**April 2018**

SANTA CLARITA PUBLIC LIBRARY STATISTICS  
FISCAL YEAR 2017-18

## Statistical Summary

**April 2018**

	CANYON COUNTRY		OLD TOWN NEWHALL		VALENCIA		DIGITAL		TOTALS	
	Apr 2018	Apr 2017	Apr 2018	Apr 2017	Apr 2018	Apr 2017	Apr 2018	Apr 2017	Apr 2018	Apr 2017
Circulation	23,272	24,768	20,635	21,543	38,846	42,300	11,114	10,333	93,867	98,944
Patron Traffic	17,103	16,756	27,161	23,190	18,205	18,812			62,469	58,758
PC Reservations	4,230	4,053	3,841	3,703	2,860	2,954			10,931	10,710
Volunteer Hours	185	437	400	188	233	234			818	859
Holds Filled	1,659	2,997	1,483	2,532	2,075	4,395			5,217	9,924
Number of Programs	86	89	82	69	60	51			228	209
Program Attendance	2,222	2,047	1,531	1,333	1,635	1,415			5,388	4,795
Library Cards Issued	318	322	450	449	313	252			1,081	1,023
Wi-Fi Users	1,299	1,360	2,115	2,332	1,117	1,175			4,531	4,867
Homework Help: Students Assisted	61	100	114	260	27	11			202	371
Databases									3,522*	19,454
Website Visits									43,679	43,958
Outreach Events									12	12
Outreach Attendance									487	487

Year-to-Date	CANYON COUNTRY		OLD TOWN NEWHALL		VALENCIA		DIGITAL		TOTALS	
	Apr Y-T-D 2018	Apr Y-T-D 2017	Apr Y-T-D 2018	Apr Y-T-D 2017	Apr Y-T-D 2018	Apr Y-T-D 2017	Apr Y-T-D 2018	Apr Y-T-D 2017	Apr Y-T-D 2018	Apr Y-T-D 2017
Circulation	246,438	271,586	220,035	230,242	415,675	451,731	114,290	109,165	996,438	1,062,724
Patron Traffic	168,103	183,814	237,716	253,157	184,870	197,536			590,689	634,507
PC Reservations	40,490	39,549	37,796	40,109	28,447	29,855			106,733	109,513
Volunteer Hours	2,649	4,592	3,489	4,434	2,535	2,484			8,673	11,510
Holds Filled	28,976	32,988	22,410	27,994	37,313	46,339			88,699	107,321
Number of Programs	742	823	695	772	447	502			1,884	2,097
Program Attendance	14,103	15,869	17,126	22,447	12,426	14,397			43,655	52,713
Library Cards Issued	3,394	3,431	4,703	4,838	2,849	3,445			10,946	11,714
Wi-Fi Users	13,444	14,502	22,618	24,839	12,167	12,653			48,229	51,994
Homework Help: Students Assisted	796	1,041	899	1,039	211	89			1,906	2,169
Databases									41,291	209,061
Website Visits									399,118	474,521
Outreach Events									73	116
Outreach Attendance									5,879	7,758

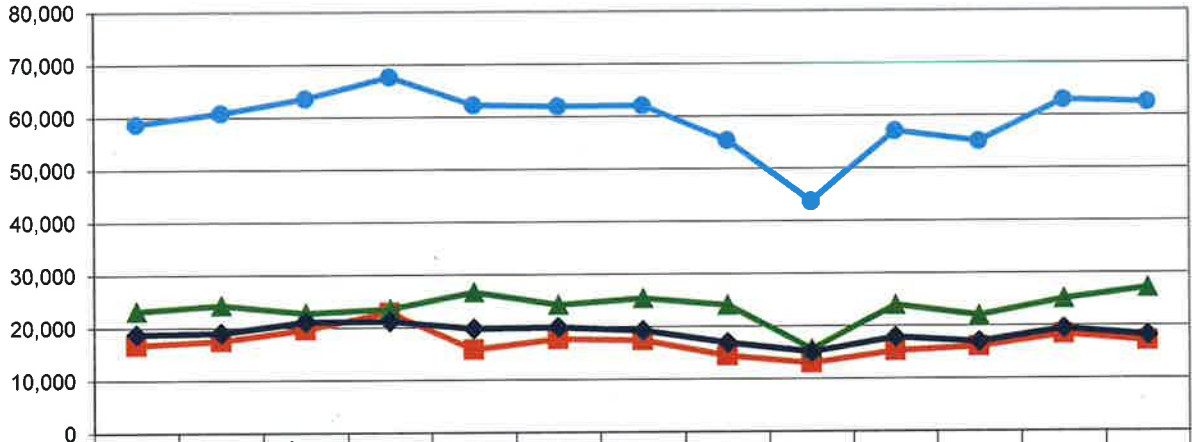
\*Note: Database usage statistics are significantly lower than last year due to Ebsco's recent removal of the NovelList Select feature from their reports.

SANTA CLARITA PUBLIC LIBRARY STATISTICS  
 FISCAL YEAR 2017-18  
 PATRON VISITS

A total of **62,469** patrons visited the Santa  
 Clarita Public Library (SCPL), with **17,103**  
 visitors at Canyon Country, **27,161**  
 at Newhall, and **18,205** at Valencia.

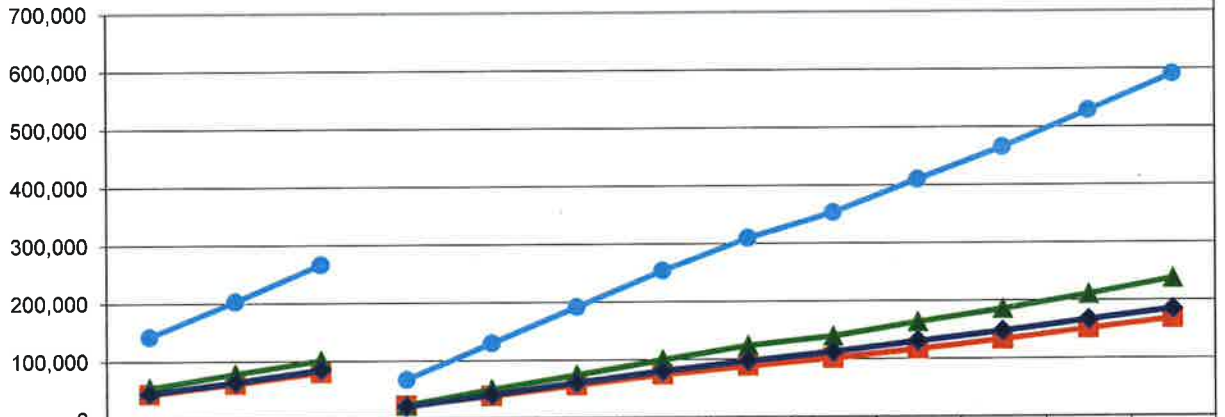


Patron Traffic/Visits - Monthly



— Cyn Country	16756	17495	19641	22902	15796	17735	17412	14445	12990	15240	16089	18391	17103
— Newhall	23190	24273	22772	23528	26682	24237	25362	24032	15663	23991	22000	25060	27161
— Valencia	18812	19037	21118	21209	19787	19989	19306	16906	15129	17881	17001	19457	18205
— SCPL	58758	60805	63531	67639	62265	61961	62080	55383	43782	57112	55090	62908	62469

Cumulative Patron Traffic/Visits - YTD



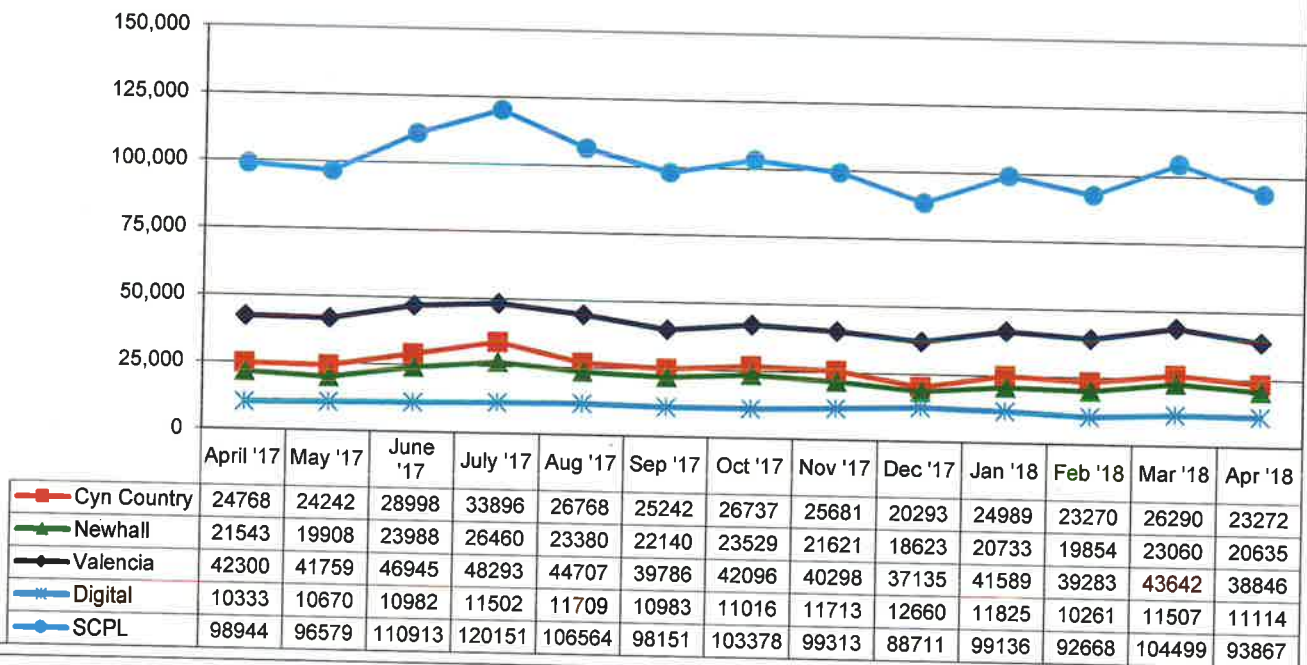
— Cyn Country	43316	60811	80452	22902	38698	56433	73845	88290	101280	116520	132609	151000	168103
— Newhall	54204	78477	101249	23528	50210	74447	99809	123841	139504	163495	185495	210555	237716
— Valencia	44806	63843	84961	21209	40996	60985	80291	97197	112326	130207	147208	166665	184870
— SCPL	142326	203131	266662	67639	129904	191865	253945	309328	353110	410222	465312	528220	590689

SANTA CLARITA PUBLIC LIBRARY STATISTICS  
FISCAL YEAR 2017-18  
CIRCULATION

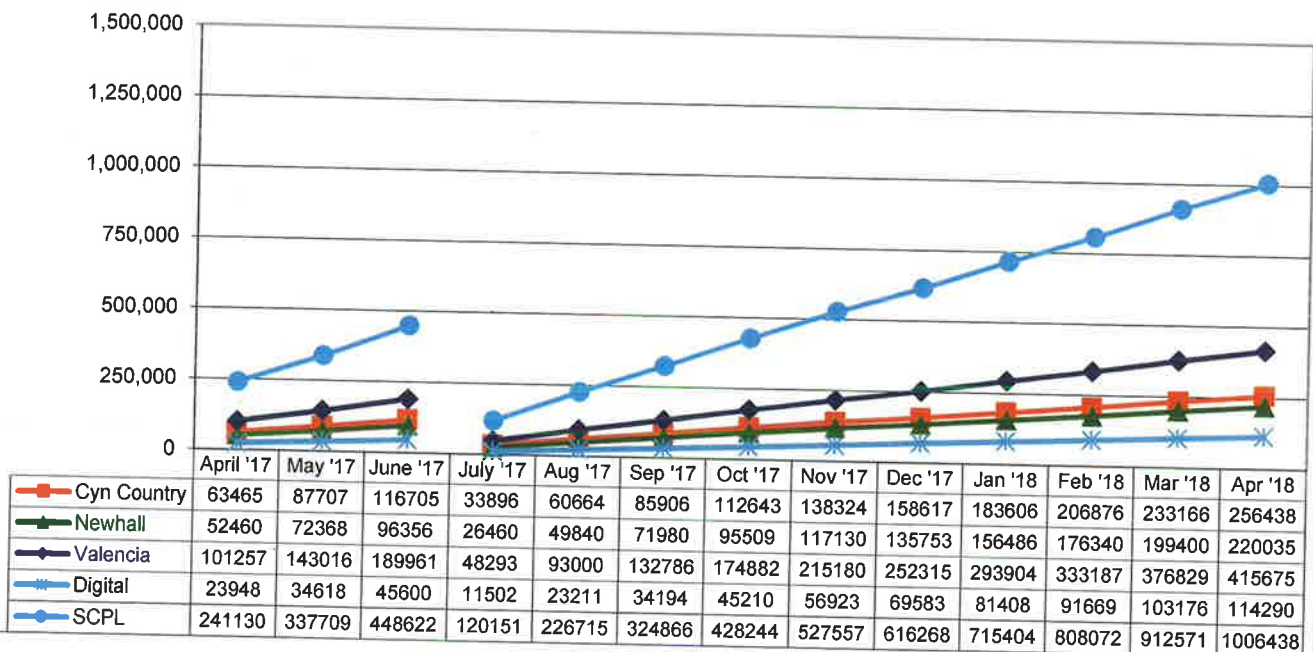
A total of **83,867** books and materials were  
circulated in the SCPL, with  
**13,272** books and materials at Canyon Country,  
**20,635** at Newhall, **38,846** at Valencia, and  
**11,114** at the Digital Library.



**Circulation - Monthly**



**Cumulative Circulation - YTD**

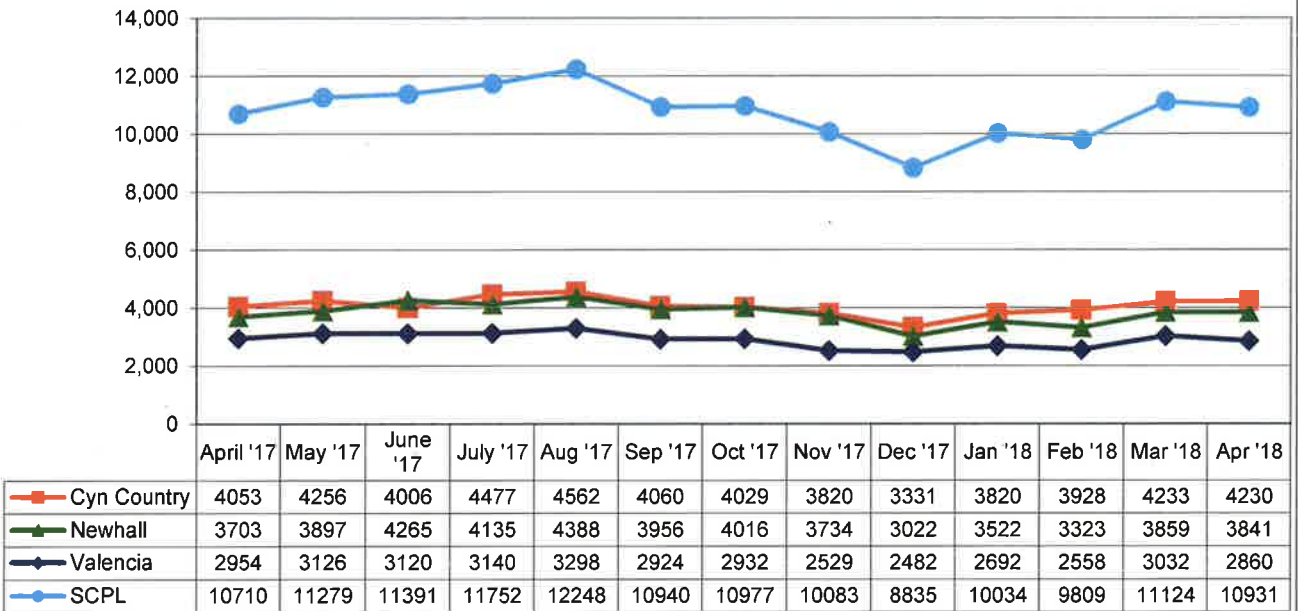


SANTA CLARITA PUBLIC LIBRARY STATISTICS  
 FISCAL YEAR 2017-18  
 PUBLIC COMPUTER RESERVATIONS

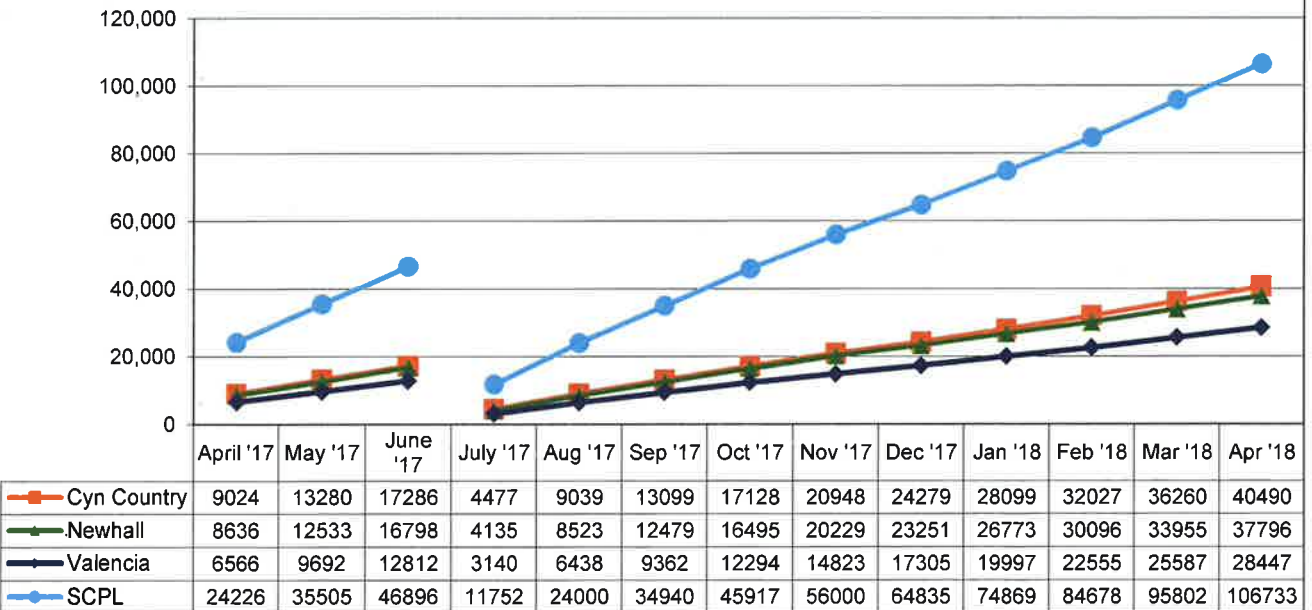


A total of **10,931** patrons reserved and used a public computer in the SCPL. **4,230** patrons used public computers in the Canyon Country Library, **3,841** in Newhall Library, and **2,860** at Valencia Library.

**Public Computer Reservations - Monthly**



**Cumulative Public Computer Reservations - YTD**

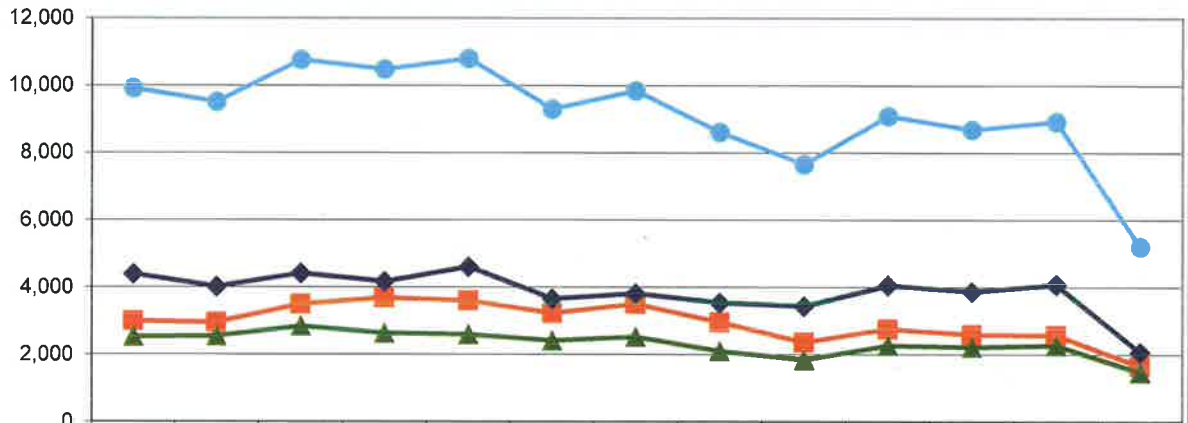


SANTA CLARITA PUBLIC LIBRARY STATISTICS  
 FISCAL YEAR 2017-18  
 HOLDS FILLED

A total of **5,217** holds were filled in the SCPL. **1,659** holds were filled in the Canyon Country Library, **1,483** in Newhall Library, and **2,075** in Valencia Library.

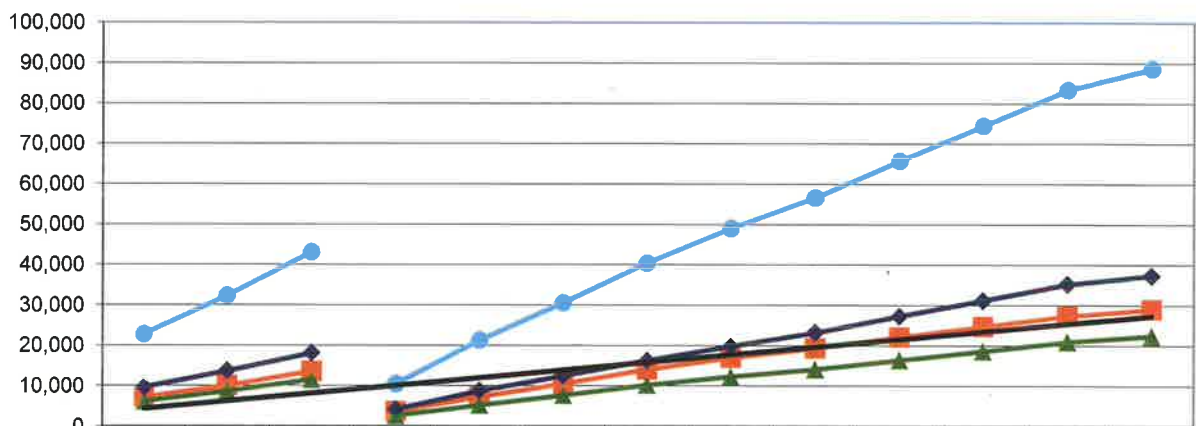


Holds Filled - Monthly



	April '17	May '17	June '17	July '17	Aug '17	Sep '17	Oct '17	Nov '17	Dec '17	Jan '18	Feb '18	Mar '18	Apr '18
Cyn Country	2997	2954	3503	3688	3599	3232	3510	2968	2371	2769	2600	2580	1659
Newhall	2532	2549	2845	2633	2603	2418	2531	2108	1853	2277	2232	2272	1483
Valencia	4395	4022	4420	4167	4604	3657	3816	3542	3446	4060	3866	4080	2075
SCPL	9924	9525	10768	10488	10806	9307	9857	8618	7670	9106	8698	8932	5217

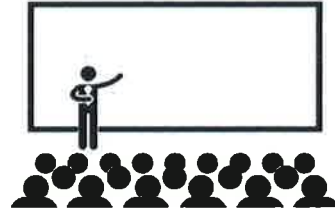
Cumulative Holds Filled - YTD



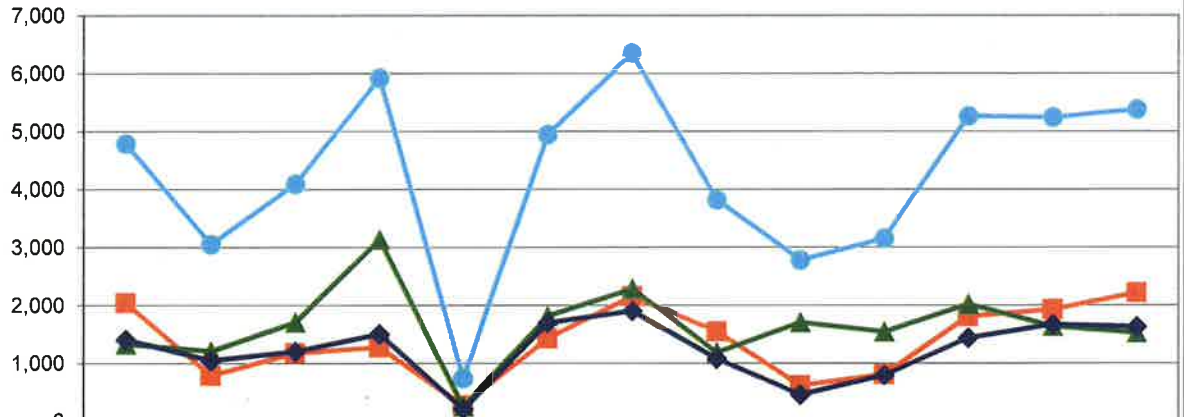
	April '17	May '17	June '17	July '17	Aug '17	Sep '17	Oct '17	Nov '17	Dec '17	Jan '18	Feb '18	Mar '18	Apr '18
Cyn Country	7099	10053	13556	3688	7287	10519	14029	16997	19368	22137	24737	27317	28976
Newhall	6121	8670	11515	2633	5236	7654	10185	12293	14146	16423	18655	20927	22410
Valencia	9648	13670	18090	4167	8771	12428	16244	19786	23232	27292	31158	35238	37313
SCPL	22868	32393	43161	10488	21294	30601	40458	49076	56746	65852	74550	83482	88699

SANTA CLARITA PUBLIC LIBRARY STATISTICS  
 FISCAL YEAR 2017-18  
 PROGRAM ATTENDANCE

A total of **5,388** attendees participated in a program at the SCPL. **2,222** attendees at the Canyon Country Library, **1,531** at Newhall Library, and **1,635** at Valencia Library.

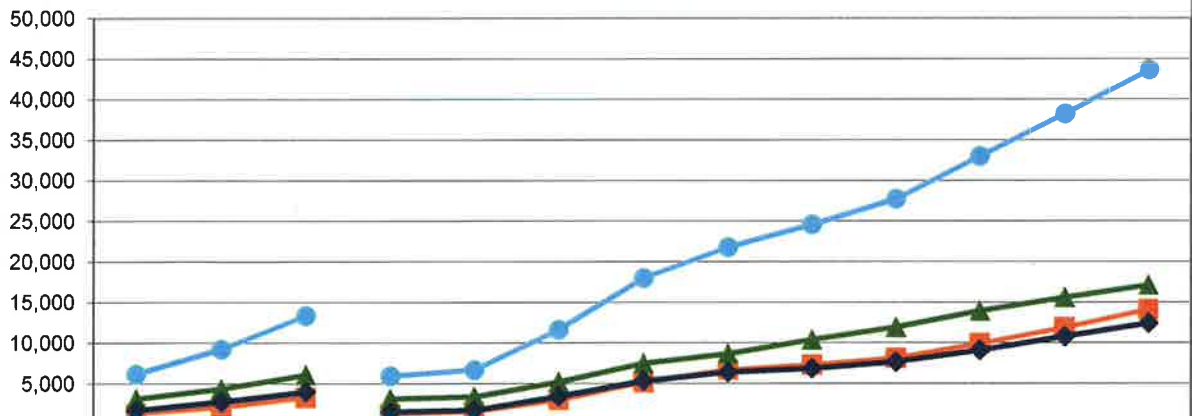


Program Attendance - Monthly



	April '17	May '17	June '17	July '17	Aug '17	Sep '17	Oct '17	Nov '17	Dec '17	Jan '18	Feb '18	Mar '18	Apr '18
Cyn Country	2047	792	1183	1282	282	1431	2157	1552	621	813	1810	1933	2222
Newhall	1333	1214	1709	3138	257	1814	2288	1188	1705	1544	2020	1641	1531
Valencia	1415	1054	1208	1508	213	1703	1906	1082	460	802	1442	1675	1635
SCPL	4795	3060	4100	5928	752	4948	6351	3822	2786	3159	5272	5249	5388

Cumulative Program Attendance - YTD



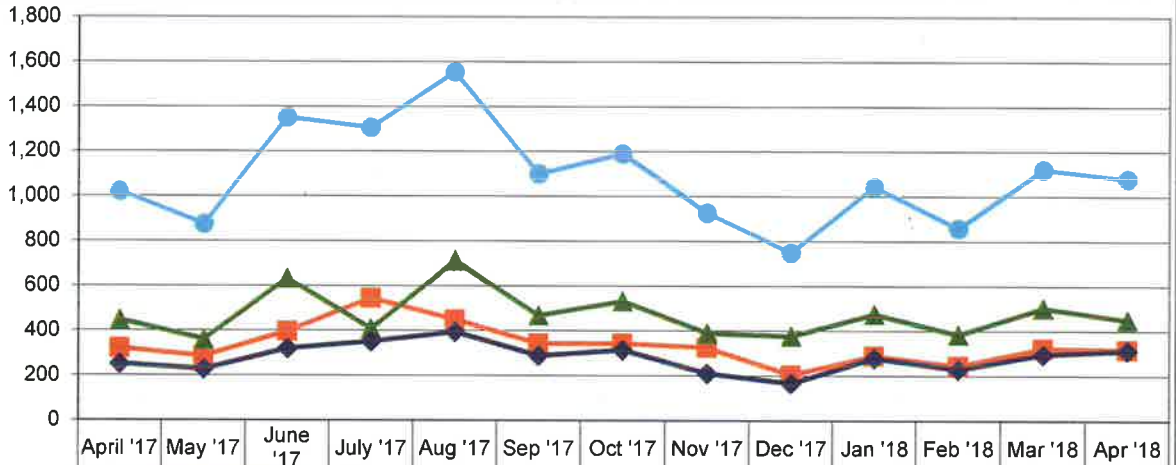
	April '17	May '17	June '17	July '17	Aug '17	Sep '17	Oct '17	Nov '17	Dec '17	Jan '18	Feb '18	Mar '18	Apr '18
Cyn Country	1322	2114	3297	1282	1564	2995	5152	6704	7325	8138	9948	11881	14103
Newhall	3143	4357	6066	3138	3395	5209	7497	8685	10390	11934	13954	15595	17126
Valencia	1728	2782	3990	1508	1721	3424	5330	6412	6872	7674	9116	10791	12426
SCPL	6193	9253	13353	5928	6680	11628	17979	21801	24587	27746	33018	38267	43655

SANTA CLARITA PUBLIC LIBRARY STATISTICS  
 FISCAL YEAR 2017-18  
 LIBRARY CARDS ISSUED

A total of **1,081** new Library cards were issued at the SCPL. **318** new cards were issued at the Canyon Country Library, **450** at Newhall Library, and **313** at Valencia Library.

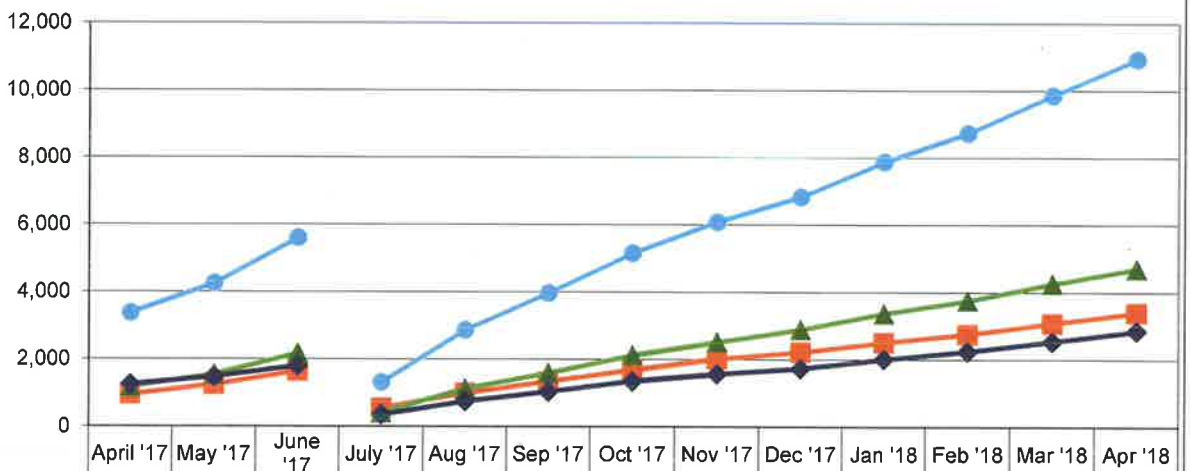


Library Cards Issued - Monthly



Cyn Country	322	286	398	546	450	344	345	326	206	290	245	324	318
Newhall	449	362	633	409	712	468	532	391	378	476	385	502	450
Valencia	252	229	321	352	394	289	315	212	167	280	230	297	313
SCPL	1023	877	1352	1307	1556	1101	1192	929	751	1046	860	1123	1081

Cumulative Library Cards Issued - YTD



Cyn Country	948	1234	1632	546	996	1340	1685	2011	2217	2507	2752	3076	3394
Newhall	1176	1538	2171	409	1121	1589	2121	2512	2890	3366	3751	4253	4703
Valencia	1245	1474	1795	352	746	1035	1350	1562	1729	2009	2239	2536	2849
SCPL	3369	4246	5598	1307	2863	3964	5156	6085	6836	7882	8742	9865	10946

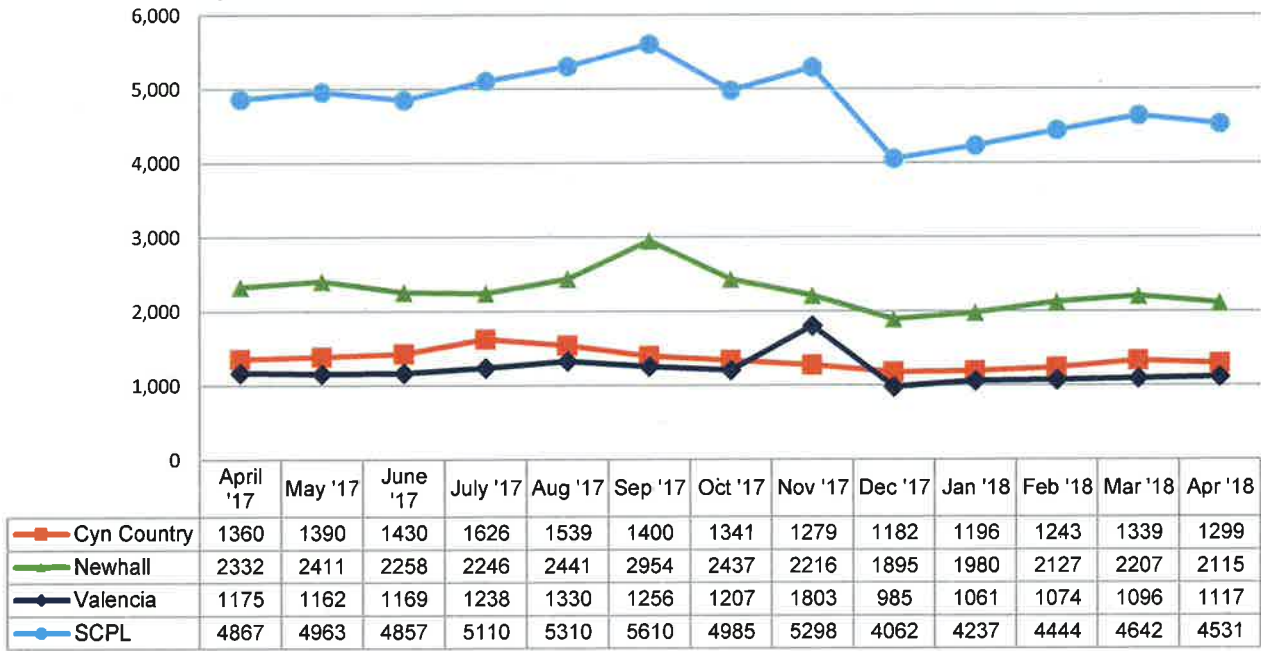


SANTA CLARITA PUBLIC LIBRARY STATISTICS  
 FISCAL YEAR 2017-18  
 WI-FI USERS

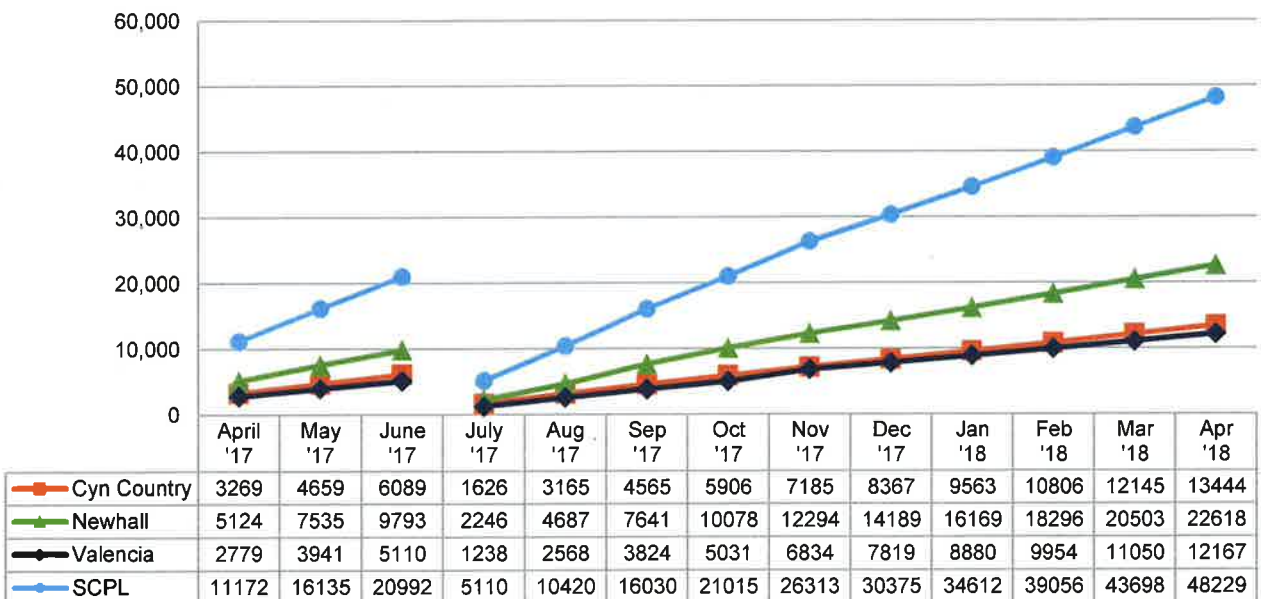
A total of **4,531** Library patrons used the SCPL's free wireless internet (Wi-Fi). **1,299** Wi-Fi users were at the Canyon Country Library, **2,115** at Newhall Library, and **1,117** at Valencia Library.



Wi-Fi Users - Monthly



Cumulative Wi-Fi Users - YTD

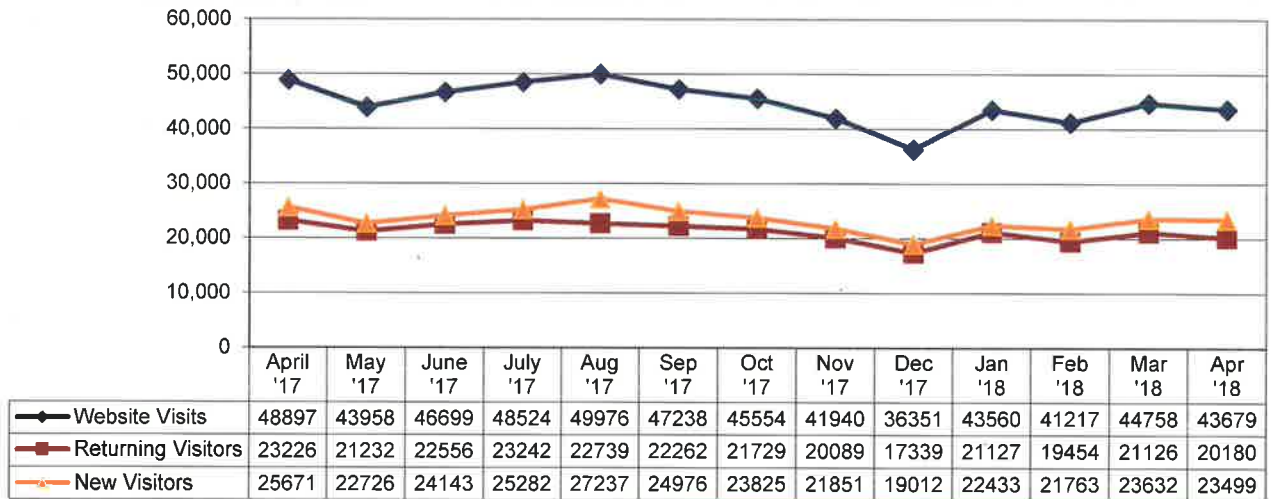


SANTA CLARITA PUBLIC LIBRARY STATISTICS  
 FISCAL YEAR 2017-18  
 LIBRARY WEBSITE

The SCPL's website received a total of **43,679** visits. **20,180** were returning visitors and **23,499** were new visitors to the Library website. Visitors to the SCPL website viewed **64,151** website pages this month.



Library Website Visits - Monthly



Library Web Pages Viewed -YTD

